

Auto Wash Stick® Instructions

Assembly

1. Insert pad base into mitt opening as shown.
2. **Insert handle with yellow fitting facing the back as shown.** If not, fitting may touch surface being washed and damage may occur. Screw mitt assembly snugly into handle.

Washing Instructions

3. Mix warm water and cleaning solution per manufacturer's directions. Bucket needs to be large enough to submerge entire wash head.

Note: Spray surface to be cleaned with water to remove excess dirt and debris. It is best to wash when surface is cool and not in direct sunlight.

4. Submerge entire mitt into cleaning solution. Pull back inner handle to draw solution into clear tube.

5. Push in handle to feed cleaning solution to the wash head as needed. When mitt is in horizontal and down position, the mitt will self feed. Refill when empty.

Note: Base is curved to conform to curved surfaces. When washing flat surfaces, lightly press down on mitt to make full contact with surface.

Cleaning


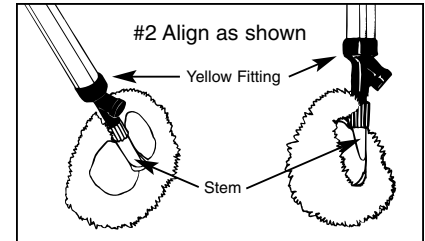
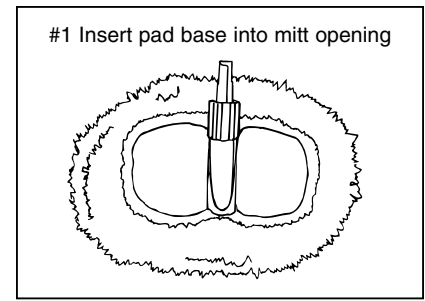
6. Fill bucket with clean water and flush by moving inner handle back and forth several times.
7. Make sure mitt is thoroughly cleaned. If needed, rinse with garden hose. Mitt should be free of dirt and debris to prevent scratching surface.

Note: Do not store in areas reaching high temperatures or in direct sunlight.

8. If inner handle becomes difficult to pull back, lubricate o-rings by removing pad base and placing a few drops of liquid dish soap into opening. Pull handle back and forth several times to distribute.

9. Mitt is machine washable; cold water; line dry.

Not for use with harsh cleaning chemicals or solvents. Do not use with flammable materials.



U.S. Patent Number 6,142,693; 6,244,771; D444,928  Made in USA

EZI DRY™ Instructions

Before Using:

1. Make sure blades are clean.
2. Wash surface with suitable detergent and rinse.

To Use:

1. Pressing lightly with EZI DRY, make sweeping strokes to cover surface evenly.
2. Wipe blades between strokes as needed.

DO NOT USE ON DRY SURFACES

One Year Limited Warranty

HOMERIGHT warrants this product for one year following date of purchase against any defects in material or workmanship. Any product believed defective within the warranty period should be returned postage paid with proof of purchase to HomeRight, 1661 94th Lane N.E., Minneapolis, MN 55449-4324, (763-780-5115), Attention: Service Department.

HOMERIGHT will repair or replace defective product at no charge, and return postage paid to you. Your name, address, and a description of problem should be included in the box. This warranty does not cover accessories or damage resulting from improper use, negligence, accidents or normal wear and tear.

ANY IMPLIED WARRANTY OF MERCHANTABILITY OR FITNESS FOR A PARTICULAR PURPOSE IS LIMITED TO ONE YEAR FOLLOWING DATE OF PURCHASE.

RESPONSIBILITY IS LIMITED TO THE REPAIR OR REPLACEMENT FOR DEFECTS IN MATERIAL OR WORKMANSHIP. HOMERIGHT SHALL NOT IN ANY EVENT BE LIABLE FOR ANY INCIDENTAL OR CONSEQUENTIAL DAMAGES OF ANY KIND, WHETHER FOR BREACH OF THE WARRANTY OR ANY OTHER REASON.

Some states do not allow a limitation on how long implied warranties last or the exclusion of incidental or consequential damages, so the above limitation and exclusion may not apply to you.

This warranty gives you specific legal rights, and you may also have other rights which vary from state to state.

If you cannot obtain parts and accessories at your local retail dealer, then call or write: HomeRight, 1661 94th Lane N.E., Minneapolis, Minnesota 55449-4324, Phone (763) 780-5115 or 1-800-264-5442, 8:00 a.m. to 5:00 p.m. CST.



1661 94th Lane N.E., Minneapolis, MN 55449
(763) 780-5115 • 800-264-5442 • www.homeright.com

PN C820314 Rev. B 12/03